

## J Kumar Infraprojects Ltd

Sector: Construction & Infrastructure

BSE

₹ 148.95

NSE

₹ 148.20

### Stock Information

Market Cap	₹ 414.10 Cr
Eq Shares O/S (F.V. Rs10)	2780.12 Mn
52 Week High / Low (BSE)	272.20/127.75
52 Week High / Low (NSE)	290.00/126.10
Bloomberg Code	JKIL IN
Reuters Code	JKIP.BO

### Industry Outlook

#### Investment in infrastructure to be doubled

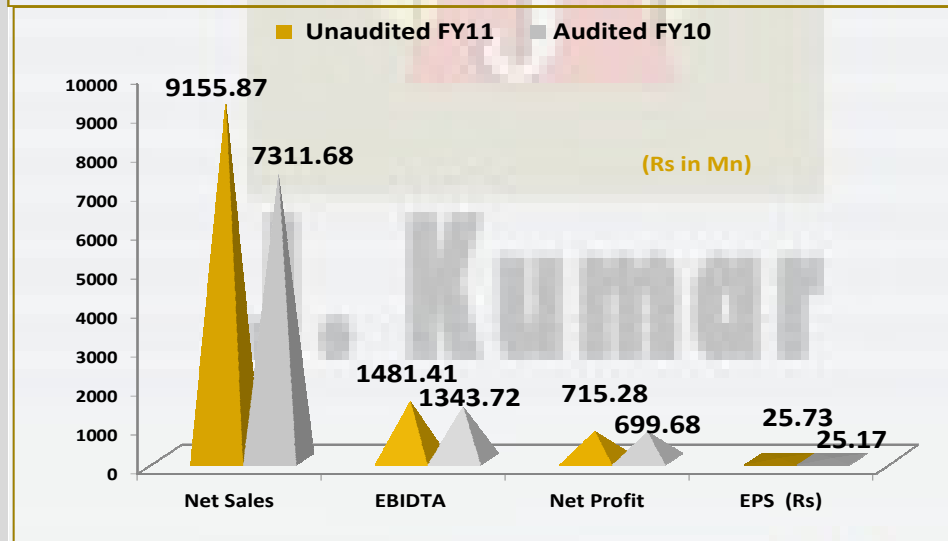
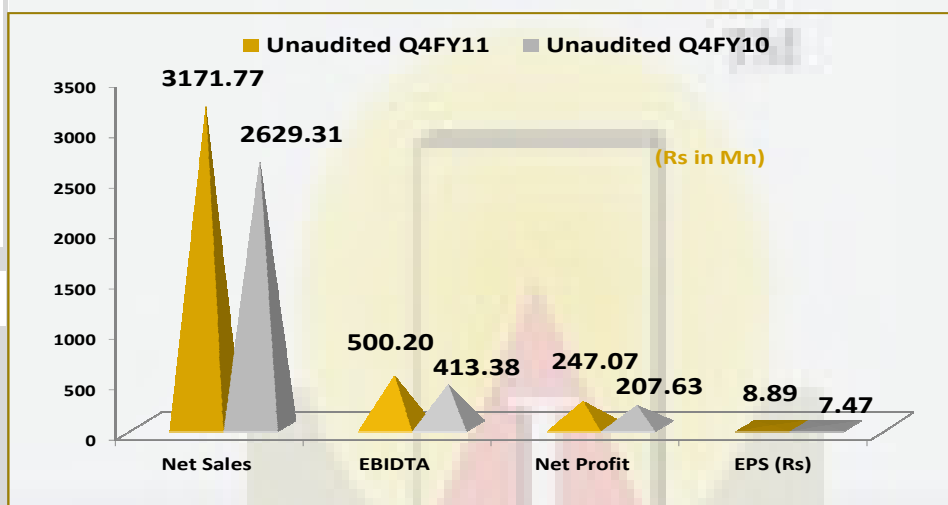
The Indian Prime minister Dr. Manmohan Singh wants investment in infrastructure to be doubled to about \$1,000 billion during the 12th Five Year Plan ending 2017 and has advised the Finance Ministry and the Planning Commission to draw a plan of action for achieving this level of investment. The optimism arises from the impressive performance by the telecom sector.

#### 23% increase in infrastructure projects

In this year's Union Budget the Indian Finance Minister has projected an increase in infrastructure projects by another 23%. There has already been a considerable hike in Government focus on investment in infrastructure.

### Snap-Shot

Particulars	Unaudited Q4FY11	Unaudited Q4FY10	% of change
Net Sales (₹ in Mn)	3171.77	2629.31	20.63
EBIDTA (₹ in Mn)	500.20	413.38	21.00
Net Profit (₹ in Mn)	247.07	207.63	19.00
EPS (₹)	8.89	7.47	19.01



Particulars	Unaudited FY11	Audited FY10	% of change
Net Sales (₹ in Mn)	9155.87	7311.68	25.22
EBIDTA (₹ in Mn)	1481.41	1343.72	10.25
Net Profit (₹ in Mn)	715.28	699.68	2.23
EPS (₹)	25.73	25.17	2.22

## J Kumar Infraprojects Ltd

Sector: Construction & Infrastructure

### Industry Outlook

This further thrust is likely to give a tremendous boost to this sector.

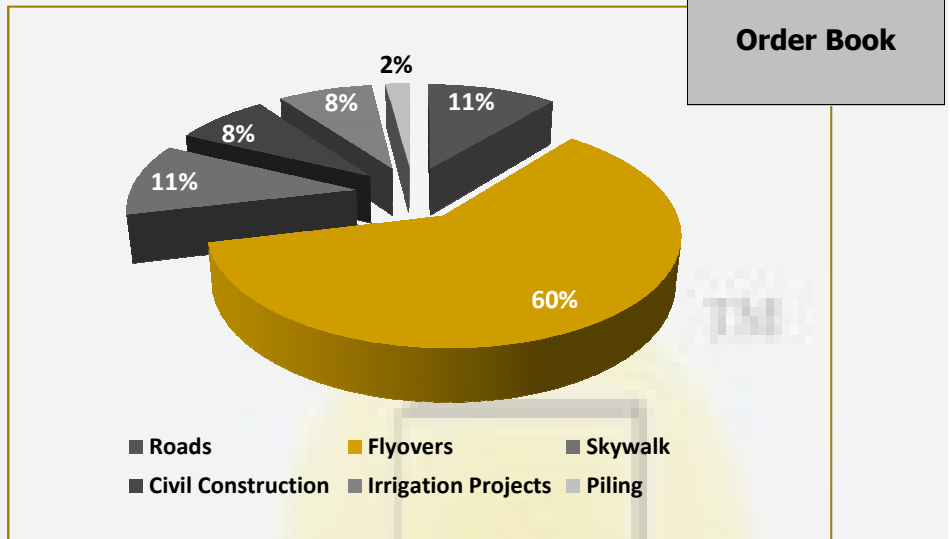
As per reports of the mid-term appraisal (MTA) of the Eleventh plan (2007-12) private sector investment in infrastructure has risen in the last few years. This has encouraged the government to go on an overdrive regarding infrastructure creation.

It is expected that the private sector will contribute at least half of the over \$1 trillion dollar (Rs 40.99 lakh crore) investment planned in infrastructure in the 12th plan (2012-17).

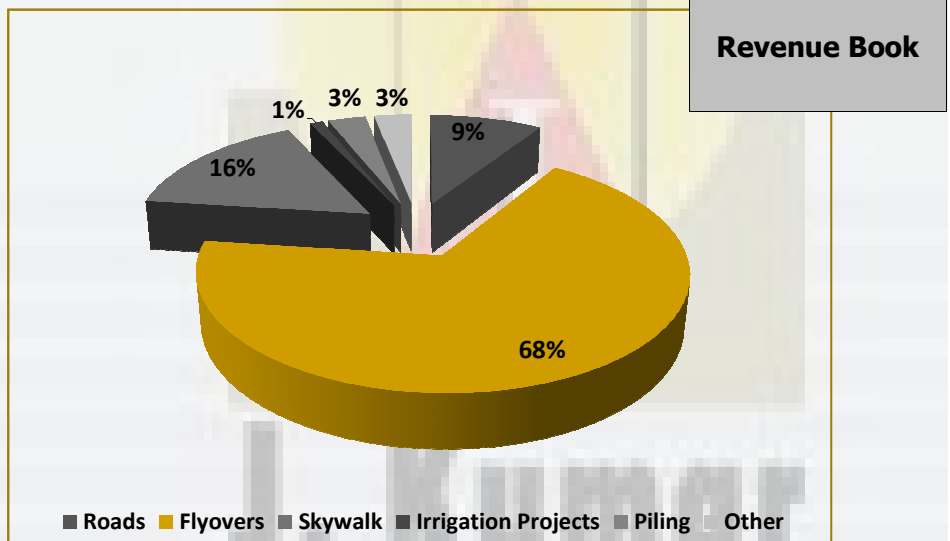
### Other highlights:

- ◆ In the coming fiscal year, the Indian economy is expected to grow at hearty 9 per cent, as a result there will be a great deal of emphasis on developing robust and efficient infrastructure. Sample this: the Economic Survey 2011 remains upbeat on the need for expanding physical infrastructure capacity in the country. Infrastructure is a critical component for effective functioning of our economy and this alone can help our industry to race against global competitiveness.

### Break-up for FY11

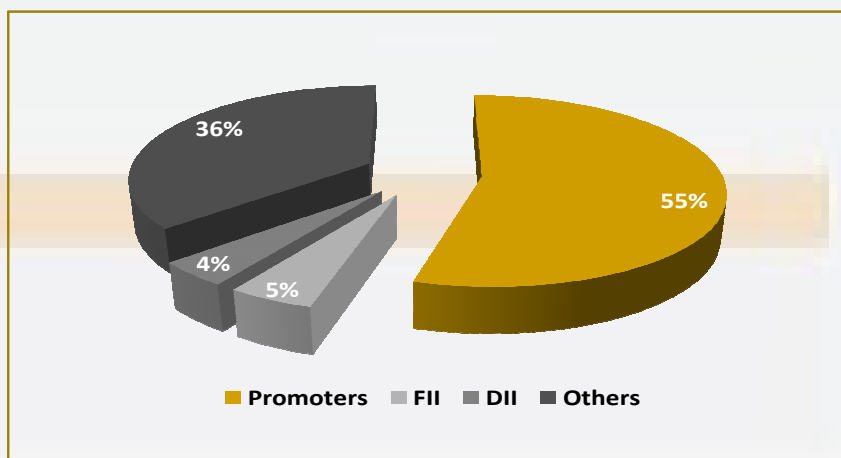


Order Book



Revenue Book

### Shareholding Pattern (31-03-2011)



## J Kumar Infraprojects Ltd

Sector: Construction & Infrastructure

### Industry Outlook

- Investment in infrastructure is expected to scale up to 8.37 percent by 2011-12 as against the 7.18 percent of the GDP in 2008-09. Even though the overall investment in infrastructure seems to be on target, the target in several sectors has been unsatisfactory and capacity additions have been lower than targeted.
- Investments to the tune of USD 1,025 billion are expected into infrastructure based on preliminary assessment of twelfth plan estimates. Interesting fact of the matter is that of this, at least 50 percent of the projected investment is expected to come from the private sector.
- As we approach the twelfth plan, the foremost challenge will be to build huge capacities in a time bound manner and ensure that projects shall provide a reasonable return on investments and at the same time result in sustainable and affordable world class infrastructure.

### Key Points

#### Order Received during the quarter:

Company has received following work orders worth of Rs 1440.00 Mn :

Particulars	Amount (Rs. in Mn)
<b>L &amp; T for Const. of foundation &amp; Sub-structure including station building at Gadge Maharaj Chowk</b>	900.00
<b>Sadhbhav Engineering for Modernization of Integrated Border Check Post in Maharashtra</b>	330.00
<b>Piling work orders from various parties</b>	170.00
<b>Total</b>	1400.00

#### Diversifying Business wings Across India:

Owing to its presence in Roads and Flyover projects, J Kumar has spread its wings across the country and has recently bided for projects outside Maharashtra. J Kumar has been considered as the lowest bidder (L1) for four contracts worth Rs 5550.60 Mn.

Work Order Position (L1)	Rs in Mn
<b>Metro</b>	3520.00
<b>Mahpe</b>	900.00
<b>ULWE</b>	600.00
<b>BARC</b>	300.00
<b>Pune</b>	230.60
<b>Total</b>	5550.60

#### Status of Skywalks:

J Kumar has been awarded 16 work orders for the construction of skywalks worth ₹ 500 Mn. The company enjoys around 10-12% net margins in the construction work for skywalks.

Particulars	Status
<b>Executed</b>	12
<b>On edge of Execution (almost 90% completed)</b>	04
<b>Final Completion</b>	FY11

## J Kumar Infraprojects Ltd

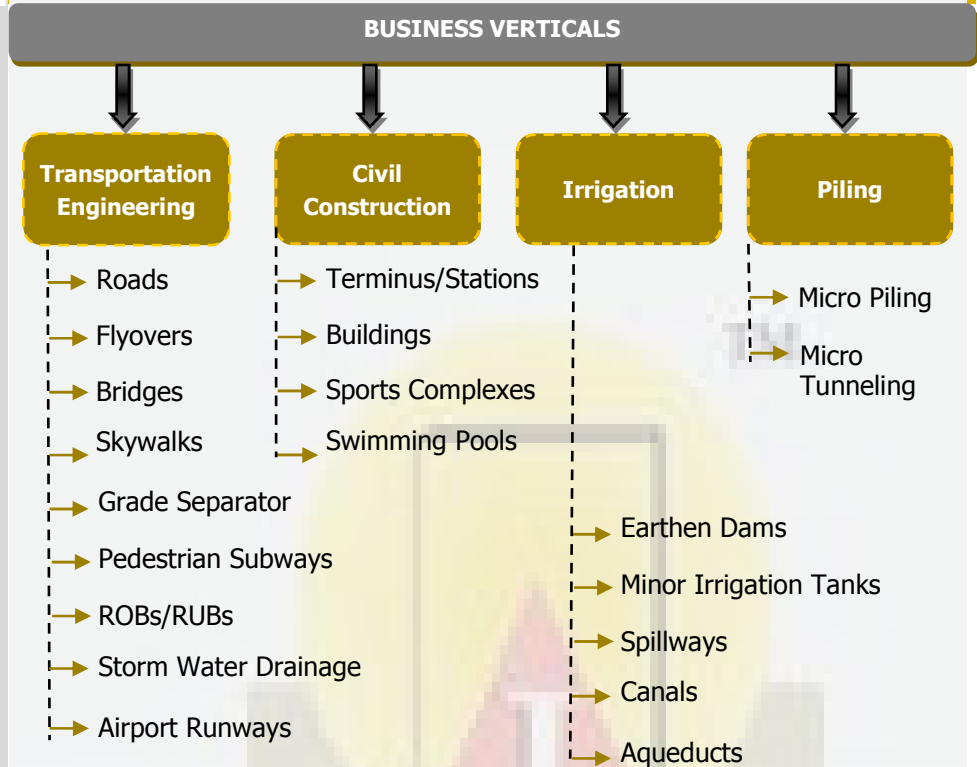
Sector: Construction & Infrastructure

### Industry Outlook

#### Road Sector

Keeping in view the need for large-scale investments in the road sector, Planning Commission provides outlays for roads. In the Eleventh Plan, Planning Commission has provided an outlay of Rs 1,06,659.00 crores, out of which gross budgetary support (GBS) is Rs.71,830.00 crores and IEBR is Rs 34,829.00 crore. Planning Commission provided an annual outlay of Rs 27,100.00 crore for 2011-2012 for development in road sector.

### Business Verticals of J Kumar



### Future Outlook....

#### The break-up is as follows:

Amount  
(Rs. in cr.)

a) Gross budgetary support (of which EAP is Rs 500.00 cr)	19600
b) Internal and extra budgetary resources (IEBR)	7500
c) Total outlay (a+b)	27100

#### Following things are in offing from the House of J Kumar:

Strong Order Book: J Kumar has a healthy order book position of Rs 12603.62 Mn. order book and is expected to be executed over a period of 18-24 months.

Foray into BOT (Build Operate and Transfer) projects. J Kumar

has increased its Networth from Rs 1460.89 Million to Rs 3068.24 Million. As a result the company is eligible to bid 5x of its Networth for BOT projects. At the same time company is in process of striking Joint Venture agreements for bidding BOT projects –in Roads and Highways. Company anticipates 15% profit margin in BOT projects.

#### Order book : Segment wise as of date (₹ in Mn)

Transportation Engineering	10368.60
Piling	223.50
Civil Construction	1039.50
Irrigation Projects	972.00
<b>Total</b>	<b>12603.60</b>

*Disclaimer: The views and information expressed by investor relations professionals in Investor Update are their own, and not that of the company officials. KCPL (Karvy Computershare Pvt Ltd) advises the users to check with certified experts before taking any investment decisions.*